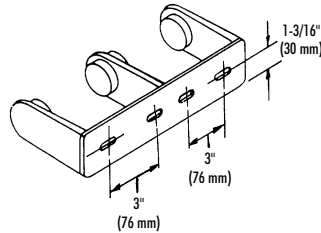
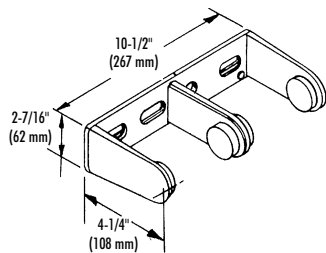



TOILET TISSUE DISPENSER

- Controlled Delivery
- Dual Roll (For Single Roll See Model 505)

Bradex™



CONSTRUCTION:

- UNIT fabricated of die cast zinc. Copper and nickel polished chrome plated finish.

CAPACITY:

Two standard core toilet tissue rolls through 5" in diameter.

OPERATION:

Push button unlocks support arms to permit servicing of unit. Tension spring on stationary arm controls paper delivery.

INSTALLATION:

Secure to wall with mounting screws (included) at holes provided.

GUIDE SPECIFICATION:

Surface mounted toilet tissue dispenser shall be chrome plated die cast zinc and hold two standard core toilet tissue rolls.

Tension spring controls paper delivery.

Overall dimensions: 10-1/2"W x 2-7/16"H x 4-1/4"D.

Surface Mounted Toilet Tissue Dispenser shall be Bradley Model 522.