



# AIR LOUVERS CATALOG

DIVISION 08 10 00

DIVISION 08 80 00

DIVISION 08 91 26

DIVISION 10 26 33

DOOR VISION LITES

GLAZING

DOOR LOUVERS

DOOR & FRAME PROTECTION

## **ACTIVAR**

CONSTRUCTION PRODUCTS GROUP INC.





## ABOUT AIR LOUVERS:

Air Louvers is a brand of the Activar Construction Products Group that manufactures and distributes standard and custom products for doors. For over 30 years, we have produced a full line of fire-rated vision frames, door louvers and protective door edges. As a complement to the vision frames, we also offer a selection of fire and safety-rated glazing for applications from 20 minutes to 3 hours, and specialty glass such as leaded, and ballistics-resistant. Our products are tested with Underwriters Laboratories® (UL) or Intertek - Warnock Hersey (WH-ETL) to meet current fire and safety standards for the US and Canada.

We serve the US market with many centrally-located warehouses that stock our most popular products for next day fulfillment. In addition, we operate two manufacturing facilities—Commerce, California and Bloomington, Minnesota, allowing us to provide lower cost local delivery from one of our multiple locations.

## WARRANTY:

Vision Lites, Louvers, Privacy Screens, Kickplates, Pushplates, Pulls and Door Edges manufactured by Air Louvers are warranted to be free of defects in material and workmanship for the period of 5 years from date of shipment. We reserve the right to replace or repair any product found defective within this period.

Glazing products from Air Louvers are warranted to be free of defects in material and workmanship as described in the table - from date of shipment. We reserve the right to replace or repair any product found defective within this period.

Miniblinds and Vistamatic® are not included in this warranty. See website for more information.

[See website for complete warranties.](#)

### GLAZING WARRANTY

<b>ARM</b>	ArmrShield	7 year limited warranty
<b>BRG</b>	Ballistics Resistant	5 year limited warranty
<b>CT60</b>	ContraShield 60	5 year limited warranty
<b>CT90</b>	ContraShield 90	5 year limited warranty
<b>INSU</b>	Insulated Glass Unit	5 year limited warranty
<b>LAMI</b>	Laminated Safety	5 year limited warranty
<b>KFRF</b>	Kerashield FRF Select	3 year limited warranty
<b>KFRL</b>	KeraShield FRL	5 year limited warranty
<b>KFRU</b>	KeraShield FRU	5 year limited warranty
<b>LG</b>	LGShield	1 year limited warranty
<b>POLY</b>	Polycarbonate	5 year limited warranty
<b>PPF</b>	Pyran Platinum F	3 year limited warranty
<b>PPL</b>	Pyran Platinum L	5 year limited warranty
<b>PYRO</b>	PyroGlasShield	None
<b>TEMP</b>	Tempered glass	None
<b>WS</b>	Wireshield	3 year limited warranty

## BUILDING, FIRE AND SAFETY CODES

Air Louvers fire-rated vision lites, louvers, and door edges have been tested to current IBC, ANSI, UL, ASTM, and NFPA standards, assuring that you are getting the right products to protect building occupants.

Glazing distributed by Air Louvers helps you to meet the Class A (Category II) safety standards for use in “hazardous locations” as defined by International Building Code and the Consumer Safety Protection Commission. We carry a range of fire-rated glazing products from 20 minute to 3 hours including both Fire Resistive and Fire Protective selections.

As always, consult your local Authority Having Jurisdiction (AHJ) for local building codes.

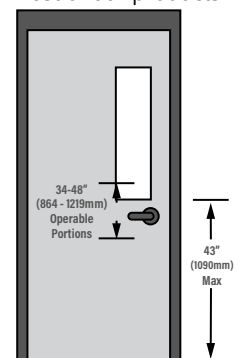
## MADE IN THE USA

Our metal products are proudly manufactured and assembled in the US in our two manufacturing facilities. Most of our products meet the standards for your ARRA, Buy American or Buy America project. Contact us for additional information.

## ADA POSITIONING OF VISION LITES IN DOORS

Doors, Doorways and Gates [§206.5 and §404] Compliance is required for doors, doorways, and gates providing user passage on accessible routes. At least one accessible door, doorway, or gate serving each accessible room, space, and entrance must comply.

Vision/ Side Lights (§404.2.11) Accessible viewing height 43” maximum unless not intended for viewing (i.e., lowest part above 66”) Note: Avoid conflicts with door handles or panic bars which may be mounted between 34” and 48”, by careful planning of the vision lite location. The VSL Slimline frame provides a low profile that works with panic hardware.







# TABLE OF CONTENTS

Glazing ..... 2  
 Vision Lites ..... 6  
 Standard PAKS ..... 12  
 Hurricane-Rated PAKS ..... 13  
 Mullions ..... 14  
 Privacy Products ..... 15  
 Louvers ..... 16  
 Door Protection ..... 24

## ICONS


-  Fire-rated
-  Impact-Rated
-  Fire Resistive
-  Leadlined
-  Fire Protective
-  Bullet-Resistant
-  Hurricane-Rated

### WHAT IS THE DIFFERENCE BETWEEN FIRE PROTECTIVE AND FIRE RESISTIVE GLAZING?




**Fire Protective glass is designed to compartmentalize and prevent the spread of smoke and flames.**

It does not prevent radiant heat transfer to the other side of the glass. Also known as an opening protective, it can be fire-rated up to 180 minutes with size limitations under the IBC. Fire Protective glass size in 60 and 90 minute doors in exit enclosures and exit passageways is limited to 100 square inches whether or not the building is sprinklered, to protect occupants from heat while exiting.



**Fire Resistive glass will contain flame and smoke and blocks radiant heat.**

Fire Resistive glass protects transmission of radiant heat through glass which can ignite combustible materials within 20 feet. Also known as a fire-resistive assembly, this type of glass does not allow the temperature rise on the non-fire side of the glass to exceed an average of 250° F. This glass is typically a multi-layer laminate of fire-resistive layers which when exposed to fire, expands, provides an insulated layer of protection that holds broken glass in place and prevents the spread of fire and smoke while preventing thermal heat radiation.


**PYRAN® PLATINUM F: PPF**
 **FIRE PROTECTIVE**  **UP TO 3 HOURS**  **CAT I & II**

*Neutral-colored glass-ceramic with surface-applied film*

**PRODUCT DETAILS:**

**Thickness:** 3/16" (5mm)  
**Weight:** 2.6 psf  
**Light Transmission:** 80%  
**STC:** 31

**Compatible Frames:**  
 VLF, VLFEZ, VSL

**LISTINGS:**

**Fire Rating:** Up to 3 hours

**Testing Standards:**

UL9, UL10B, UL10C, NFPA 80, NFPA 252, NFPA 257, CAN/ULC-S104, S106

**Impact Safety Rating:**

ANSI Z97.1 (Class A & B), CPSC 16CFR 1201 (Cat I & II), CAN/CGSB-12.1-M


**KERASHIELD™ FRF: KFRF**
 **FIRE PROTECTIVE**  **UP TO 3 HOURS**  **CAT I & II**

*Amber-colored glass-ceramic with polished surface and surface-applied film*

**PRODUCT DETAILS:**

**Thickness:** 3/16" (5 mm)  
**Weight:** 2.4 psf  
**Light Transmission:** 88%  
**STC:** 35

**Compatible Frames:**  
 VLF, VLFEZ, VSL

**LISTINGS:**

**Fire Rating:** Up to 3 hours

**Testing Standards:**

UL9, UL10B, UL10C, NFPA 80, NFPA 252, NFPA 257, CAN/ULC-S104, S106

**Impact Safety Rating:**

ANSI Z97.1 (Class A & B), CPSC 16CFR 1201 (Cat I & II), CAN/CGSB-12.1-M


**KERASHIELD™ FRL: KFRL**
 **FIRE PROTECTIVE**  **UP TO 3 HOURS**  **CAT I & II**

*Two lites of amber-colored glass-ceramic laminated together and polished*

**PRODUCT DETAILS:**

**Thickness:** 5/16" (8 mm)  
**Weight:** 4.1 psf  
**Light Transmission:** 82%  
**STC:** 37

**Compatible Frames:**  
 VLFIG, VLFEZIG, VSIG, VLFS10

**LISTINGS:**

**Fire Rating:** Up to 3 hours

**Testing Standards:**

UL9, UL10B, UL10C, NFPA 80, NFPA 252, NFPA 257, CAN/ULC-S104, S106

**Impact Safety Rating:**

ANSI Z97.1 (Class A & B), CPSC 16CFR 1201 (Cat I & II), CAN/CGSB-12.1-M


**KERASHIELD™ FR ULTRA: KFRU**
 **FIRE PROTECTIVE**  **UP TO 3 HOURS**  **CAT I & II**

*Two lites of glass-ceramic, enclosing two intumescent interlayers divided by glass-ceramic pane*

**PRODUCT DETAILS:**

**Thickness:** 11/16" (18 mm)  
**Weight:** 7.5 psf  
**Light Transmission:** 79%  
**STC:** 38

**Compatible Frames:**  
 VLFIG, VLFEZIG, VSIG, VLFS10

**LISTINGS:**

**Fire Rating:** Up to 3 hours

**Testing Standards:**

UL9, UL 10B, UL10C, NFPA 80, NFPA252, NFPA257, CAN/ULC-S104, S106

**Impact Safety Rating:**

ANSI Z97.1 (Class A & B), CPSC 16CFR 1201 (Cat I & II), CAN/CGSB-12.1-M





**CONTRASHIELD™ 45: CT45**

 FIRE RESISTIVE  UP TO 45 MINS  CAT I & II

Two layers of laminated safety glass separated by an intumescent interlayer

**PRODUCT DETAILS:**

**Thickness:** 1" (25mm)  
**Weight:** 10.3 psf  
**Light Transmission:** 80%  
**STC:** 40

**Compatible Frames:**  
 VLFIG, VLFEZIG, VSIG, VLFS10

**LISTINGS:**

**Fire Rating:** Up to 45 minutes

**Testing Standards:**

UL9, UL10B, UL10C, NFPA 80, NFPA251, NFPA 252, NFPA 257, ASTM E119, UL 263, CAN/ULC-S101, S104, S106

**Impact Safety Rating:**

ANSI Z97.1 (Class A & B), CPSC 16CFR 1201 (Cat I & II), CAN/CGSB-12.1-M



**CONTRASHIELD™ 60: CT60**

 FIRE RESISTIVE  UP TO 60 MINS  CAT I & II

Three layers of laminated safety glass separated by intumescent interlayers

**PRODUCT DETAILS:**

**Thickness:** 1" (25mm)  
**Weight:** 10.3 psf  
**Light Transmission:** 80%  
**STC:** 40

**Compatible Frames:**  
 VLFIG, VLFEZIG, VSIG, VLFS10

**LISTINGS:**


**Fire Rating:** Up to 60 minutes

**Testing Standards:**

UL9, UL10B, UL10C, UL 263, NFPA 80, NFPA251, NFPA 252, NFPA 257, ASTM E119, CAN/ULC-S101, S104, S106

**Impact Safety Rating:**

ANSI Z97.1 (Class A & B), CPSC 16CFR 1201 (Cat I & II), CAN/CGSB-12.1-M



**CONTRASHIELD™ 90: CT90**

 FIRE RESISTIVE  UP TO 90 MINS  CAT I & II

Five layers of laminated safety glass separated by intumescent interlayers

**PRODUCT DETAILS:**

**Thickness:** 1-1/2" (38mm)  
**Weight:** 14.6 psf  
**Light Transmission:** 82%  
**STC:** 45

**Compatible Frames:**  
 VLFIG, VLFEZIG, VSIG, VLFS10

**LISTINGS:**


**Fire Rating:** Up to 90 minutes

**Testing Standards:**

UL9, UL10B, UL10C, UL 263, NFPA 80, NFPA 252, NFPA 257, ASTM E119, CAN/ULC-S104, S106

**Impact Safety Rating:**

ANSI Z97.1 (Class A & B), CPSC 16CFR 1201 (Cat I & II), CAN/CGSB-12.1-M



**WIRESHIELD™: WS**

 FIRE PROTECTIVE  UP TO 90 MINS  CAT I & II

Annealed single glazing with safety film applied to one side & embedded diagonal 3/4 x 3/4" wire mesh

**PRODUCT DETAILS:**

**Thickness:** 1/4" (6mm)  
**Weight:** 3.6 psf  
**Light Transmission:** 84%  
**STC:** 31

**Compatible Frames:**  
 VLF, VLFEZ, VSL

**LISTINGS:**

**Fire Rating:** Up to 90 minutes

**Testing Standards:**

UL9, UL10B, UL10C, UBC 7-1(1997), UBC 7-2(1997), NFPA 80, NFPA257, CAN/ULC-S104, S106

**Impact Safety Rating:**

ANSI Z97.1 (Class A & B), CPSC 16CFR 1201 (Cat I & II)

**ADDITIONAL OPTIONS:**

**Baroque:** Horizontally-Oriented Wire Mesh

### PYROGLASSHIELD™: PYRO



**FIRE PROTECTIVE**



**UP TO 20 MINS**



**CAT I & II**

*Tempered clear safety glass for twenty-minute doors tested without hose stream*

#### PRODUCT DETAILS:

**Thickness:** 1/4" (6mm)

**Weight:** 3.2 psf

**Light Transmission:** 89%

**STC:** 32

#### Compatible Frames:

VLF, VLFEZ, VSL

#### LISTINGS:

**Fire Rating:** Up to 20 minutes without hose stream

#### Testing Standards:

UL9, UL10B, UL10C, NFPA 80, NFPA 252, NFPA 257, UL 263, CAN/ULC- S104, S106

#### Impact Safety Rating:

ANSI Z97.1 (Class A & B), CPSC 16CFR 1201 (Cat I & II), CAN/CGSB-12.1-M

### TEMPERED GLASS: TEMP



**CAT I & II**

*Tempered clear safety glass*

#### PRODUCT DETAILS:

**Thickness:** 1/4" (6mm)

**Weight:** 3.0 psf

**Light Transmission:** 89%

**STC:** 31

#### Compatible Frames:

VLF, VLFEZ, VSL

#### LISTINGS:

#### Impact Safety Rating:

ANSI Z97.1 (Class A & B), CPSC 16CFR 1201 (Cat I & II)

### ARMRSHIELD: ARM



**UP TO LEVEL 3 BULLET RESISTANCE**



**CAT I & II**

*Multiple layers of polycarbonate and PVB*

#### PRODUCT DETAILS:

**Thickness:** 13/16", 1-1/16", 1-5/16" (20, 27, 33mm)

**Weight:** 5.1, 6.5, 8.1 psf

**Light Transmission:** 88, 72, 72

**STC:** 35, 36, 37

#### Compatible Frames\*:

VLFIG, VLFEZIG, VSIG, VLFS10

#### LISTINGS:

#### Testing Standards:

**ARM1:** UL 752 Level 1

**ARM2:** UL 752 Level 2, ASTM F 1233.08 Class 5 & 2.4, ASTM F 1915.03 Grade 1, HP White TP 0500.03 Level IV Sequence 43

**ARM3:** UL 752 Level 3, ASTM F 1233.08 Class 5 & 2.5, ASTM F 1915.03 Grade 1, HPW TP 0500.03 Level IV, Sequence 43-44

#### Impact Safety Rating:

ANSI Z97.1 (Class A & B), CPSC 16CFR 1201 (Cat I & II)

### BULLET RESISTANT GLASS: BRG



**UP TO LEVEL 3 BULLET RESISTANCE**



**CAT I & II**

*Multiple layers of laminate glass and PVB for interior or exterior use*

#### PRODUCT DETAILS:

**Thickness:** 1-3/16", 1-1/2", 1-3/4" (30, 38, 44mm)

**Weight:** 15.5, 20.5, 23.0 psf

**Light Transmission:** --

**STC:** --

#### Compatible Frames\*:

VLFIG, VLFEZIG, VLFS10

#### LISTINGS:

#### Testing Standards:

NIJ 0108.01


BRG 1: UL752 Level 1, ASTM C158, C1036, C1172

BRG 2: UL752 Level 2, ASTM C158, C1036, C1172

BRG 3: UL752 Level 3, ASTM C158, C1036, C1172

#### Impact Safety Rating:

ANSI Z97.1 (Class A & B), CPSC 16CFR 1201 (Cat I & II)



## INSULATED GLASS UNIT: INSU



Two panes of tempered glass with spacer in a sealed insulated glass unit.

### PRODUCT DETAILS:

**Thickness:** 1/2", 5/8", 1" (13, 16, 25mm)  
**Weight:** 3.25, 3.26, 6.50 psf  
**Light Transmission:** 79%-81%  
**STC:** 28-35

### Compatible Frames:

VLFIG, VLFEZIG, VSIG, VLFS10

### LISTINGS:

#### Impact Safety Rating:

ANSI Z97.1 (Class A & B), CPSC 16CFR 1201 (Cat I & II)



## LAMINATED SAFETY GLAZING: LAMI



Multiple panes of annealed glazing separated by PVB film interlayers

### PRODUCT DETAILS:

**Thickness:** 1/4", 3/8", 1/2", 5/8", 3/4" (6, 10, 13, 16, 19mm)  
**Weight:** 3.5-10.5 psf  
**Light Transmission:** 88%  
**STC:** 35-41

### Compatible Frames:

VLF, VLFEZ, VSL, VLFIG, VSIG, VLFEZIG, VLFS10

### ADDITIONAL OPTIONS:

Tempered laminated glazing

### LISTINGS:

#### Testing Standards:

ASTM E90, ASTM C1036, ASTM 1172, ASTM E413, ASTM E1332, ASTM E1886, ASTM E1996, ASTM F1233

#### Impact Safety Rating:

ANSI Z97.1 (Class A & B), CPSC 16CFR 1201 (Cat I & II)



## LGSHIELD: LG



Single pane, leaded glazing for x-ray safety.

### PRODUCT DETAILS:

**Thickness:** 5/16" (8mm)  
**Weight:** 8 psf  
**Light Transmission:** 86-88%  
**Lead Equivalent †:** Nominal 2mm/.078in

### Compatible Frames:

VLFIG Leadlined, VLFEZIG Leadlined

### LISTINGS:

#### Testing Standards:

Fed Spec DD-G-451, NCRP report #49 #147

#### Impact Safety Rating:

CPSC 16CFR 1201 (Cat I & II), ANSI Z97.1

† Other lead equivalencies available. See Submittals for more information.



**SLIMLINE™ VISION LITE: vsl**



Low profile beveled vision lite for fire-rated doors. Self-attaching for glass 3/16" to 1/4" with single side fasteners.

**PRODUCT DETAILS:**

**Size:** Min Size: 4" x 4" - Max Size: 60" x 104"  
**Material:** 20 gauge cold rolled steel  
**Construction:** 1-3/4" trim with radius corners, mitered and welded. Continuous glass retainer, countersunk mounting holes in the bevel on non-corridor side.  
**Door Thickness:** 1-3/4"

**Standard Finish:** Mineral Bronze Powder Coat  
**Optional Powder Coat Finishes:** Gray, Black, Flat Black, White, Silver, Brass, Sand, AMS Beige, SC Beige

**GLAZING: TO BE ORDERED SEPARATELY.**

**Glazing Thickness:** 3/16" - 1/4"  
**Fire-Rated Glazing:** WS, PPF, PYRO, KFRF  
**Non-Rated Glazing:** TEMP

**FIRE RATING:**

UL listed and labeled to ANSI/UL 10B and ANSI/UL 10C when properly installed in rated and approved door. Ratings up to 3 hours can be achieved, depending on glazing used and maximum exposed area.

Intertek - Warnock Hersey listed and labeled upon request to NFPA 252, ANSI/UL 10B and ANSI/UL 10C for ratings up to 90 min.



VSL in Mineral Bronze

**ADDITIONAL PRODUCTS:**



**Materials:**  
20 gauge 304 stainless steel #4 Finish  
20 gauge galvanized steel  
20 gauge zinc plated steel



**VSLR12:**  
12" dia. 18 gauge cold rolled steel  
**VSLR18:**  
18" dia. 18 gauge cold rolled steel



**PDVSL:**  
Vision Lite with 20 gauge, hinged privacy door. This product is not fire-rated.



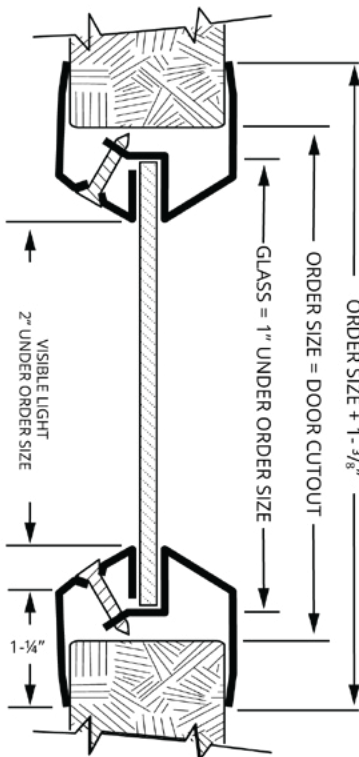
**Mullions:**  
Vision lite with welded-on mullions for a divided lite look. See page 14.



**VWL:**  
Woodlite vision lite with .010" paperbacked wood veneer to match door.  
**Min Size: 4" x 4" - Max Size: 48" x 77"**



**PAKs:**  
Complete "PAK" with vision frame, glazing & tape. Convenient combination assures glass/frame coordination. See Page 12.





**SLIMLINE™ VISION LITE FOR IGUs: VSIG**

 UP TO 3 HOUR

Low profile, beveled vision lite for glazing from 5/16" to 1-11/16" and/or non-standard doors. Self-attaching with single-side fasteners.

**PRODUCT DETAILS:**

**Size:** Min Size: 4" x 4" - Max Size: 60" x 104"  
**Material:** 20 gauge cold rolled steel  
**Construction:** 1-3/4" trim with radius corners, mitered and welded. Continuous glass retainer, countersunk mounting holes on non-corridor side.  
**Door Thickness:**  
**UL Listing:** 1" - 3"  
**WH-ETL Listing:** 1-3/4"

**Standard Finish:** Mineral Bronze Powder Coat  
**Optional Powder Coat Finishes:** Gray, Black, Flat Black, White, Silver, Brass, Sand, AMS Beige, SC Beige

**GLAZING: TO BE ORDERED SEPARATELY.**

**Glazing Thickness:**  
**UL Listing:** 5/16" - 1-11/16"  
**WH-ETL Listing:** 5/16" - 1"  
**Fire-Rated Glazing:** KFRL, KFRU, CT45, CT60, CT90  
**Fire-Rated Glazing (Non 1-3/4" Doors):** WS, PPF, PYRO, KFRF  
**Non-Rated Glazing:** ARM

**FIRE RATING:**

UL listed and labeled to ANSI/UL 10B and ANSI/UL 10C when properly installed in rated and approved door. Ratings up to 3 hours can be achieved, depending on glazing used and maximum exposed area.

Intertek - Warnock Hersey listed and labeled upon request to NFPA 252, ANSI/UL 10B and ANSI/UL 10C for ratings up to 90 min.



VSIG in Mineral Bronze

**ADDITIONAL PRODUCTS:**



**Materials:**  
 20 gauge 304 stainless steel #4 finish  
 20 gauge galvalneal steel  
 20 gauge zinc plated steel



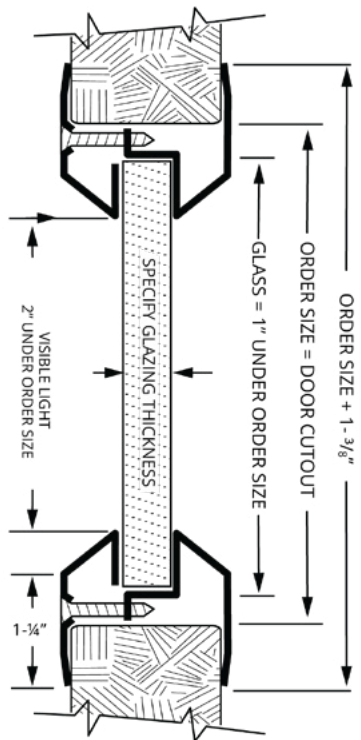
**VSIGMB:**  
 Vision Lite with standard or custom miniblind. This product is not fire-rated. See page 12.



**Mullions:**  
 Vision lite with welded-on mullions for a divided lite look. See page 14.



**VWLIG:**  
 Woodlite vision lite with .010" paperbacked wood veneer to match door.  
**Min Size:** 4" x 4" - **Max Size:** 48" x 77"



## THRUBOLT VISION LITE: VLF

 **UP TO 3 HOUR**

Standard, Multi-purpose, thru-bolted square profile vision lite for up to 1/4" thick glazing.

### PRODUCT DETAILS:

**Size:** Min Size: 4" x 4" - Max Size: 60" x 104"

**Material:** 18 gauge cold rolled steel

**Construction:** : 1-3/4" trim with mitered and welded radius corners. Countersunk mounting holes on both sides.

**Door Thickness:** 1-3/4"

**Standard Finish:** Mineral Bronze Powder Coat

**Optional Powder Coat Finishes:** Gray, Black, Flat Black, White, Silver, Brass, Sand, AMS Beige, SC Beige

### GLAZING: TO BE ORDERED SEPARATELY.

**Glazing Thickness:** 3/16" - 1/4"


**Fire-Rated Glazing:** WS, PPF, PYRO, KRF

**Non-Rated Glazing:** TEMP

### FIRE RATING:


UL listed and labeled to ANSI/UL 10B and ANSI/UL 10C when properly installed in rated and approved door. Ratings up to 3 hours can be achieved, depending on glazing used and maximum exposed area.

Intertek - Warnock Hersey listed and labeled upon request to NFPA 252, ANSI/UL 10B and ANSI/UL 10C for ratings up to 90 min.



VLF in Mineral Bronze

### ADDITIONAL PRODUCTS



**Materials:**

18 gauge 304 stainless steel #4 Finish  
 18 gauge galvaneal steel  
 18 gauge zinc plated steel



**VLFR12:**


12" dia. 18 gauge cold rolled steel

**VLFR18:**

18" dia. 18 gauge cold rolled steel


**VLFR24:**

24" dia. 18 gauge cold rolled steel



**VLFSG:**

18 gauge vision lite with 12 gauge cold rolled steel grille welded to both sides of frame.



**VLFPVC:**

16 gauge door on continuous hinges welded to vision lite. This product is not fire-rated.



**VLFS10:**

10 gauge cold rolled steel for security.

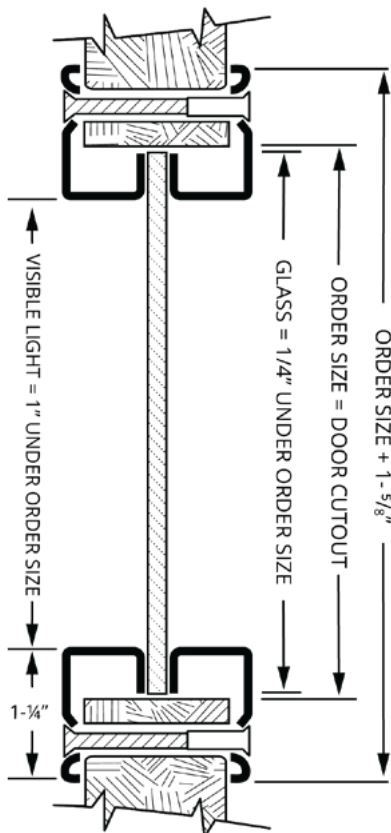
**VLFS10SP:**

10 gauge cold rolled steel with perforated steel speaker panel with staggered holes. This product is not fire-rated.



**Mullions:**

Vision lite with welded-on mullions for a divided lite look. See page 14.



**THRUBOLT VISION LITE FOR IGUs : VLFIG**

 UP TO 3 HOUR

Square profile, thru-bolted vision frame for glazing from 5/16" to 1-11/16" and/or non-standard doors.

**PRODUCT DETAILS:**

**Size:** Min Size: 4" x 4" - Max Size: 60" x 104"  
**Material:** 18 gauge cold rolled steel  
**Construction:** 1-3/4" trim with mitered and welded radius corners. Countersunk mounting holes on both sides.  
**Door Thickness:** 1" - 3"

**Standard Finish:** Mineral Bronze Powder Coat  
**Optional Powder Coat Finishes:** Gray, Black, Flat Black, White, Silver, Brass, Sand, AMS Beige, SC Beige

**GLAZING: TO BE ORDERED SEPARATELY.**

**Glazing Thickness:** 5/16"- 1-11/16"  
**Fire-Rated Glazing:** KFRL, KFRU, CT45, CT60, CT90  
**Fire-Rated Glazing (Non 1-3/4" Doors):** WS, PPF, PYRO, KFRF  
**Non-Rated Glazing:** ARM, LG, BRG




VLFIG in Mineral Bronze

**FIRE RATING:**

UL listed and labeled to ANSI/UL 10B and ANSI/UL 10C when properly installed in rated and approved door. Ratings up to 3 hours can be achieved, depending on glazing used and maximum exposed area.

Intertek – Warnock Hersey listed and labeled upon request to NFPA 252, ANSI/UL 10B and ANSI/UL 10C for ratings up to 90 min.

**ADDITIONAL PRODUCTS:**



**Materials:**  
 18 gauge 304 stainless steel #4 finish  
 18 gauge galvalneal steel  
 18 gauge zinc plated steel



**Leadlined:**  
 Vision frame with 1/16" lead sheeting applied for use with leaded glass.



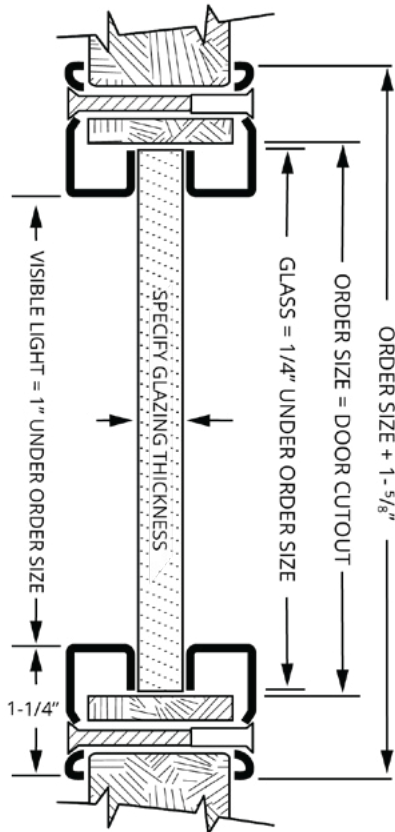
**VLFIGHRC PAK:**  
 Vision frame with severe windstorm approval. See Page 13.



**VLFIGHRCF PAK:**  
 Vision frame with fire-rating, Florida product approval. See Page 13.



**Mullions:**  
 Vision lite with welded-on mullions for a divided lite look. See page 14.





**EZLINE VISION LITE: VLFEZ**



Self-Attaching, beveled vision lite with single side fasteners for fire-rated doors for 3/16" to 1/4" Glass

**PRODUCT DETAILS:**

- Size:** Min Size: 4" x 4" - Max Size: 60" x 104"
- Material:** 20 gauge cold rolled steel
- Construction:** : 1-1/4" trim with radius corners, mitered and welded. Continuous glass retainer, countersunk mounting holes in the bevel on non-corridor side.
- Door Thickness:** 1-3/4"

- Standard Finish:** Mineral Bronze Powder Coat
- Optional Powder Coat Finishes:** Gray, Black, Flat Black, White, Silver, Brass, Sand, AMS Beige, SC Beige

**GLAZING: TO BE ORDERED SEPARATELY.**

- Glazing Thickness:** 3/16"- 1/4"
- Fire-Rated Glazing:** WS, PPF, PYRO, KFRF
- Non-Rated Glazing:** TEMP

**FIRE RATING:**

UL listed and labeled to ANSI/UL 10B and ANSI/UL 10C when properly installed in rated and approved door. Ratings up to 3 hours can be achieved, depending on glazing used and maximum exposed area.

Intertek - Warnock Hersey listed and labeled upon request to NFPA 252, ANSI/UL 10B and ANSI/UL 10C for ratings up to 90 min.



VLFEZ in Mineral Bronze

**ADDITIONAL PRODUCTS:**



- Materials:**  
20 gauge 304 stainless steel #4 Finish  
20 gauge galvanized steel  
20 gauge zinc plated steel



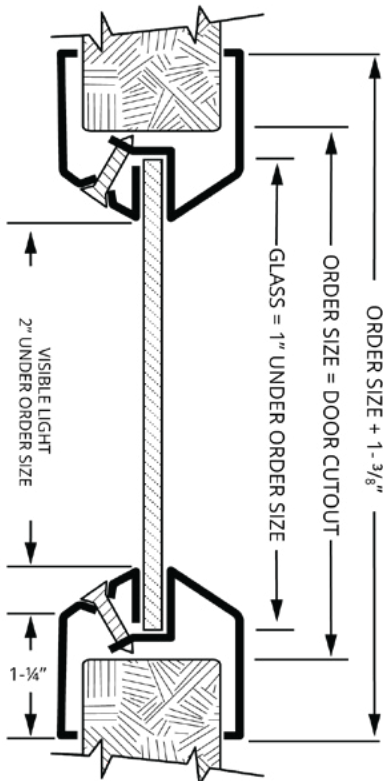
- VLFEZHRC PAK:**  
Vision frame with Florida product approval. See Page 13.



- Mullions:**  
Vision lite with welded-on mullions for a divided lite look. See page 14.



- PAKs:**  
Complete "PAK" with vision frame, glazing & tape. Convenient combination assures glass/frame coordination. See Page 12.



**EZLINE VISION LITES FOR IGUs: VLFEZIG**

 **UP TO 3 HOUR**

Self-attaching, beveled vision lite for 5/16" to 1-11/16" glazing and/or non-standard doors. Single side fasteners.

**PRODUCT DETAILS:**

**Size:** Min Size: 4" x 4" - Max Size: 60" x 104"  
**Material:** 20 gauge cold rolled steel  
**Construction:** 1-3/4" trim with radius corners, mitered and welded. Frame Projects 3/8", continuous glass retainer, countersunk mounting holes on non-corridor side. Mounting holes placement is determined by the door to glazing thickness ratio. See submittal for more details.  
**Door Thickness:**  
**UL Listing:** 1" - 3"  
**WH-ETL Listing:** 1-3/8" - 2-1/2"

**Standard Finish:** Mineral Bronze Powder Coat  
**Optional Powder Coat Finishes:** Gray, Black, Flat Black, White, Silver, Brass, Sand, AMS Beige, SC Beige

**GLAZING: TO BE ORDERED SEPARATELY.**

**Glazing Thickness:**  
**UL Listing:** 5/16" - 1-11/16"  
**WH-ETL Listing:** 5/16" - 1"  
**Fire-Rated Glazing:** KFRL, KFRU, CT45, CT60, CT90  
**Fire-Rated Glazing (Non 1-3/4" Doors):** WS, PPF, PYRO, KFRF  
**Non-Rated Glazing:** ARM, BRG, LG

**FIRE RATING:**

UL listed and labeled to ANSI/UL 10B and ANSI/UL 10C when properly installed in rated and approved door. Ratings up to 3 hours can be achieved, depending on glazing used and maximum exposed area.

Intertek - Warnock Hersey listed and labeled upon request to NFPA 252, ANSI/UL 10B and ANSI/UL 10C for ratings up to 90 min.



VLFEZIG in Mineral Bronze

**ADDITIONAL PRODUCTS:**



**Materials:**  
 20 gauge 304 stainless steel #4 Finish  
 20 gauge galvalneal steel  
 20 gauge zinc plated steel



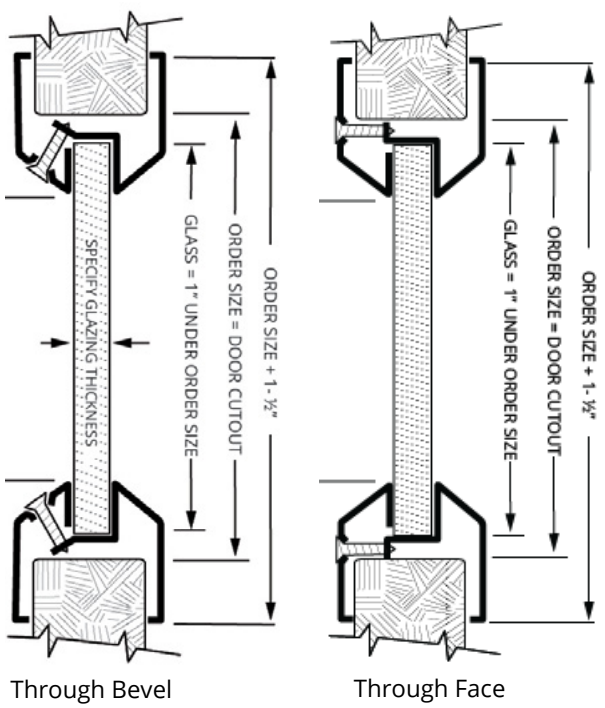
**VLFEZIGMB:**  
 Vision lite with standard or custom miniblind. This product is not fire-rated. See page 12.



**Leadlined:**  
 Vision frame with 1/16" lead sheeting applied for use with leaded glass.



**Mullions:**  
 Vision lite with welded-on mullions for a divided lite look. See page 14.







PAKs are all-in-one combination kits for adding vision lites to doors. The PAK consists of a Vision Lite, Glazing, and Glazing Tape which has been pre-applied. Choose a vision lite from the standard sizes below, a matching glazing and we will take care of sizing the glazing, applying the tape and packaging it.

## STEP 1: SELECT A VISION LITE KIT

Order Size is Door Cut-Out Size.

### VSL: SLIMLINE™ VISION LITE

Low profile beveled vision lite for fire-rated doors.

5" x 35"	8" x 18"	12" x 12"	24" x 24"
6" x 27"	8" x 30"		24" x 30"
7" x 22"	8" x 32"		24" x 32"
	8" x 36"		24" x 36"
			24" x 60"
			24" x 64"

### VLFEZ: EZLINE™ VISION LITE

Low profile beveled vision lite for fire-rated doors.

5" x 35"	8" x 18"	12" x 12"	24" x 24"
6" x 27"	8" x 32"		24" x 30"
7" x 22"	8" x 36"		24" x 32"

## CALL CUSTOMER SERVICE FOR OTHER VISION LITES AND SIZES

## STEP 2: SELECT A GLAZING

### PPF: PYRAN® PLATINUM F GLASS

CAT II Impact-rated, Fire-rated - UL Listed, for UL 10B Door Assembly.

### WS: WIRESHIELD

Wired Glass, CAT II Impact-rated, Fire-rated - UL Listed, for UL 10B Door Assembly.

### KFRF: KERASHIELD®

CAT II Impact-rated, Fire-rated - UL Listed, for UL 10B Door Assembly.

### TEMP: TEMPERED GLASS

CAT II Impact-rated (Not Fire-rated)

## CALL CUSTOMER SERVICE FOR OTHER GLAZING

## VSIGMB & VLFEZIGMB PAK: VISION LITE MINIBLINDS

For maintenance-free privacy

### PRODUCT DETAILS:

**Door Thickness:** 1" - 3"

**Glazing:** 1" Sealed Unit with Clear Tempered Glass.

**Vision Frame Choices:** VLFEZIG or VSIGMB. See pages 7 and 11 for detailed information including colors.

<b>Standard Sizes:</b>	9 x 37"	21 x 37"	23 x 49"
	9 x 65"	21 x 65"	23 x 65"
	15 x 65"	23 x 37"	23 x 81"

**Standard Blinds:** 5/8" white painted aluminum slats with tilt and lift operation.

**Custom Sizes:** Min Size: 14" x 14" - Max Size: 36" x 69"

**Custom Blinds:** 1/2" painted aluminum slats tilt and lift operation.

**Custom Blind Color:** White, Sand, Tan, Espresso, Silver Moon, Slate Gray





## HURRICANE EZLINE PAK: VLFEZHRC PAK

 FLORIDA PRODUCT APPROVED



For protection from wind-borne debris

### PRODUCT DETAILS:

#### Size:

Min Size: 3" x 3"  
Max Size: 23-5/8" x 61-3/8"

**Material:** 20 Gauge Galvanneal Steel

**Construction:** 1-1/4" trim with radius corners, mitered and welded. Continuous glass retainer, countersunk mounting holes in the bevel on non-corridor side.

**Door Thickness:** 1-3/4"

**Glazing:** 1/4" Polycarbonate Glazing

**Standard Finish:** Mineral Bronze Powder Coat

**Optional Powder Coat Finishes:** Gray, Black, Flat Black, White, Silver, Brass, Sand, AMS Beige, SC Beige

### HURRICANE RATING:

#### Severe Windstorm Testing:

Intertek - Warnock Hersey listed and labeled to ASTM E330, E1886, E 1996, ANSI 250.13 TAS 201, TAS 202, TAS 203 Design pressure +/- 55 psf, Impact resistance 350 ft-lbs, Missile D, Wind zone 4

#### Florida Product Approval

File # FL13187

## HURRICANE THRUBOLT PAK: VLFIGHRC PAK

 FLORIDA PRODUCT APPROVED



For protection from wind-borne debris

### PRODUCT DETAILS:

#### Size:

Min Size: 3" x 3"  
Max Size: 30" x 60-1/2"

**Material:** 18 Gauge Galvanneal Steel

**Construction:** 1-1/2" trim with mitered and welded corners, square return and countersunk mounting holes on both sides.

**Door Thickness:** 1-3/4" - 3"

**Glazing:** 5/16" - (2) 1/8" glazings with .075" interlayer

**Standard Finish:** Mineral Bronze Powder Coat

**Optional Powder Coat Finishes:** Gray, Black, Flat Black, White, Silver, Brass, Sand, AMS Beige, SC Beige

### HURRICANE RATING:

#### Severe Windstorm Testing:


Intertek - Warnock Hersey listed and labeled to ASTM E330, E1886, E1996, ANSI 250.13 Design pressure +/- 70 psf, Impact resistance 350 ft-lbs, Missile D, Wind zone 4

#### Florida Product Approval

File # FL13187

## FIRE & HURRICANE THRUBOLT PAK: VLFIGHRCF PAK

 FLORIDA PRODUCT APPROVED



For wind-borne debris and fire protection

### PRODUCT DETAILS:

#### Size:

Min Size: 4-1/2" x 16-1/4" or 12-1/4" x 12-1/4"  
Max Size: 23-1/4" x 61-1/4"

**Material:** 18 Gauge Galvanneal Steel

**Construction:** 1-1/2" trim with mitered and welded corners, square return and countersunk mounting holes on both sides.

**Door Thickness:** 1-3/4"

**Glazing:** 1-7/16" - Lamination of (1) hurricane-rated glazing, interlayer, and (1) 60 minute fire-rated glazing

**Standard Finish:** Mineral Bronze Powder Coat

**Optional Powder Coat Finishes:** Gray, Black, Flat Black, White, Silver, Brass, Sand, AMS Beige, SC Beige

### HURRICANE RATING:

#### Severe Windstorm Testing:

Intertek - Warnock Hersey listed and labeled to ASTM E330, E1886, E 1996, A370, ANSI 250.13 TAS 201, TAS 202, TAS 203 Design pressure +/- 70 psf, Impact resistance 350 ft-lbs, Missile D, Wind zone 4

#### Florida Product Approval

File # FL13187

### FIRE RATING:

Intertek - Warnock Hersey listed and labeled up to 60 minutes to UL 10C, NFPA 252, CAN/ULCS104

Distributed by  
[www.Ameraproducts.com](http://www.Ameraproducts.com)  
Phone: (800) 408-6548  
FAX: (407) 840-9942  
[info@ameraproducts.com](mailto:info@ameraproducts.com)

## VISION LITES WITH MULLION

Add mullions for additional security or style

### PRODUCT DETAILS:

#### Material:

**VLF & VLFIG:** 18 Gauge Cold Rolled Steel

**VLFEZ, VLFEZIG, VSL, VSIG:** 20 Gauge Cold Rolled Steel

**Mullion Width:** 1"

**Mullion Depth:** 5/8"

**Mullion Construction:** Welded to both sides of vision lite at heads, sills and jambs, and butt to glass. Only one pane of glass required.

#### Door Thickness:

**VSL, VLF, VLFEZ:** 1-3/4"

**VSIG, VLFIG, VLFEZIG:** 1" - 3"

**Standard Finish:** Mineral Bronze Powder Coat

**Optional Powder Coat Finishes:** Gray, Black, Flat Black, White, Silver, Brass, Sand, AMS Beige, SC Beige

### FIRE RATING:

UL listed and labeled to ANSI/UL 10B and ANSI/UL 10C when properly installed in rated and approved door. Ratings up to 3 hours can be achieved, depending on glazing used and maximum exposed area.

### ADDITIONAL OPTIONS:

**Mullion Sizes:** 1/2" x 1/2", 1/2" x 3/4"

#### Materials:

Stainless Steel #4 Finish

Galvanized Steel

Zinc Plated

### FRM: FRAMED MULLIONS FOR TRANSOMS & SIDELITES

Add mullions for additional security or style.

### PRODUCT DETAILS:

**Material:** 16 Gauge Cold Rolled Steel Tubes

**Mullion Width:** 3/4"

**Mullion Depth:** 3/4"

**Mullion Construction:** Mullions are welded at heads, sills and jambs, and butt to glass. Pre-drilled mounting holes are provided on the perimeter mullions. (Fasteners by others)

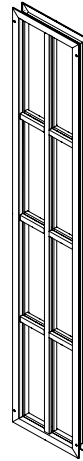
**Standard Finish:** Gray Powder Coat

**Powder Coat Finishes:** Mineral Bronze, Black, Flat Black, White, Silver, Brass, Sand, AMS Beige, SC Beige

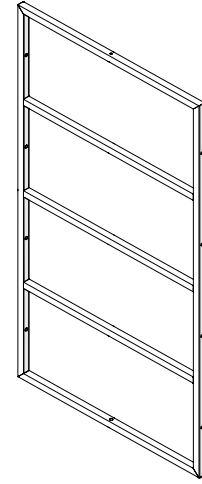
### ADDITIONAL OPTIONS:

#### Materials:


16 Gauge Zinc Plated Steel



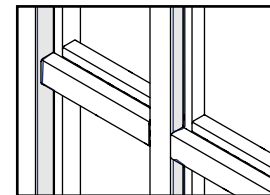
VLFIGB4



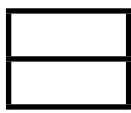
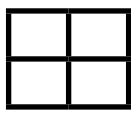

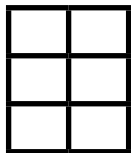
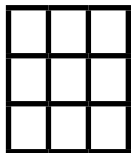




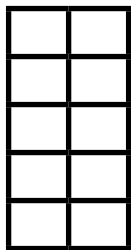
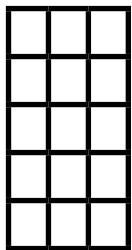
FRMA4

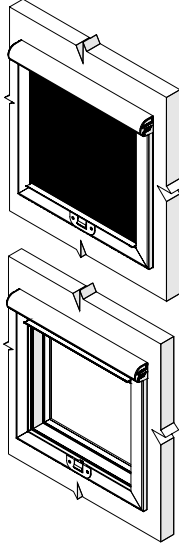


VSL Mullion Detail



VLF Mullion Detail

	A	B	C
2	 A2	 B2	---
3	 A3	 B3	 C3
4	 A4	 B4	 C4
5	 A5	 B5	 C5



**PS: VELO PRIVACY SCREEN FOR DOORS**

Add privacy with the Velo Privacy Screen

**PRODUCT DETAILS:**

**Size:** Order in 1/8" Increments.  
**UL-Listed Sizes:** Must have overall area (WxH) no less than 178.9 sq in and no larger than 1141.3 sq in.  
**Max UL-Listed Size:** 31-3/8"x36-3/8"  
**Non UL-Listed:** Min Size: 5"x7" - Max Size: 31-3/8"x37-3/8"  
**Material:** 18 Gauge Aluminum frame  
**Construction:** 1-1/4" x 1/4" frame with radius corners, mitered & welded. 7/8" deep channels prevent light leaks.  
**Roller:** Spring-operated roller in an aluminum housing with black plastic end caps. A black plastic push-button latch releases the shade to retract into the roller housing.  
**Shade:** Durable, 100% opaque, black, light blocking fabric material attached to a rigid pull-down bar.  
**Mounting:** 1/2" wide adhesive backed hook and loop fastener must attach to a metal vision lite (and not to door, Woodlite, or wood stops) to maintain fire rating.

**Standard Finish:** Mineral Bronze Powder Coat  
**Optional Powder Coat Finishes:** Gray, Black, Flat Black, White, Silver, Brass, Sand, AMS Beige, SC Beige

**FIRE RATING:**

UL listed and labeled (for applicable sizes) to maintain existing door, vision lite and glazing fire ratings up to 90 minutes for steel and wood doors, both temp-rise and non-temp-rise per ANSI/UL 10B (CAN/ULC-S104) & ANSI/UL 10C.

**PSL: VELO PRIVACY SCREEN FOR SIDELITES**

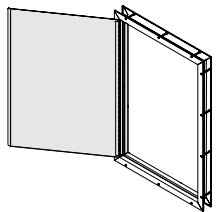
Add additional privacy with the Velo Privacy Screen for sidelites

**PRODUCT DETAILS:**

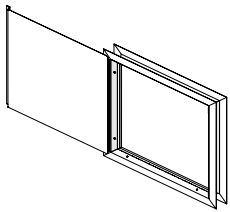
**Size:** Min Size: 7" x 10" - Max Size: 22" x 88". Order in 1/8" Increments.  
**Material:** 18 Gauge Aluminum frame  
**Construction:** 1-1/4" x 1/4" frame with radius corners, mitered and welded. 7/8" deep channels prevent light leaks.  
**Roller:** A spring-operated roller in an aluminum housing with black endcaps. Push-button latch releases shade which is retracted into the roller housing.  
**Shade:** A durable 100% opaque, black, light blocking fabric material attached to a rigid pull-bar.  
**Installation:** Attach to 5/8" glazing stop or face of steel or aluminum hollow metal frame using double-sided fasteners provided. Two Installation Choices - Install to face of sidelite frame or to glazing stop in the recess of the frame.

**Standard Finish:** Mineral Bronze Powder Coat  
**Optional Powder Coat Finishes:** Gray, Black, Flat Black, White, Silver, Brass, Sand, AMS Beige, SC Beige

**MORE PRIVACY OPTIONS**



**VLPVC**  
See Page 8



**PDVSL**  
See Page 6



**MINIBLINDS**  
See Page 12



**VISTAMATIC**  
See Website For More Details.




### 1900A SERIES: ADJUSTABLE FIRE-RATED Z-BLADE

For 1-3/4" Steel or Composite Fire Doors

#### PRODUCT DETAILS:

- Size:** Min Size: 10" x 6" - Max Size: 24" x 24"
- Frame Material:** 18 gauge cold rolled steel
- Frame Construction:** Mitered and welded corners; screws fastened through prepared frame into louver core leaving corridor side of frame free of fasteners.
- Blade Material:** 16 gauge cold rolled steel
- Blade Spacing:** 1"
- Door Thickness:** 1-3/4"
- Free Area:** 45%

- Standard Finish:** Mineral Bronze Powder Coat
- Optional Powder Coat Finishes:** Gray, Black, Flat Black, White, Silver, Brass, Sand, AMS Beige, SC Beige



#### 1900ASG:

Has an additional 12 Gauge Security Grille welded to louver core with 13/16" square openings 1" on center.

#### OPERATION:

Adjustable blades pivot on cadmium-plated steel rivets. The blades are operated by a manual adjusting lever. A spring loaded fusible link mechanism is incorporated into the design. Upon melting of the link at 165° F, the action bar is actuated, thereby closing and locking all of the blades.

#### FIRE RATING:

UL listed and labeled to ANSI/UL 10B and ANSI/UL 10C when properly installed in rated and approved door. Ratings up to 90 min can be achieved, depending on glazing used and maximum exposed area.

Intertek – Warnock Hersey listed and labeled upon request to NFPA 252, ANSI/UL 10B (CAN/ULC S104) and ANSI/UL 10C for ratings up to 90 minutes.

#### ADDITIONAL OPTIONS:

- Materials:**  
18 gauge zinc plated steel
- Bird or Insect Screen:** Attached to roll-formed frame on corridor side of door.

### 1100 SERIES: ADJUSTABLE SINGLE Z-BLADE

For 1-3/8" to 1-3/4" Doors

#### PRODUCT DETAILS:

- Size:** Min Size: 8" x 8" - Max Size: 24" x 36"
- Frame Material:** 16 gauge cold rolled steel
- Frame Construction:** 1-1/4" trim, with mitered and welded corners and countersunk mounting holes. Louver frame is screwed into door from 2 sides.
- Blade Material:** 16 gauge cold rolled steel
- Blade Spacing:** 1"
- Door Thickness:** 1-3/8" - 1-3/4"
- Mounting Options:** 1100 Core, 1100C, 1100A
- Free Area:** 45%

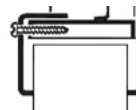
- Standard Finish:** Mineral Bronze Powder Coat
- Optional Powder Coat Finishes:** Gray, Black, Flat Black, White, Silver, Brass, Sand, AMS Beige, SC Beige

#### ADDITIONAL OPTIONS:

- Materials:**  
16 gauge zinc plated steel  
18 gauge 304 stainless steel #4 finish
- Bird or Insect Screen:** Attached to roll-formed frame on corridor side of door.

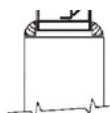
### LOUVER MOUNTING OPTIONS FOR 1100 SERIES

**A:**



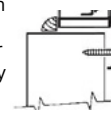
Basic blade unit with flanged frame welded to corridor side and separate flanged frame on room side; frame adjustable to fit doors from 1-3/8" - 1-3/4" thick. 1-1/4" Trim Mitered & Welded Corners.

**Core:**




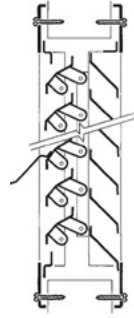
Basic blade unit only: for interior door or as transom louver held in place with wood or metal moulding (by others); any size door.

**C:**



Basic blade unit with single flanged frame welded to corridor side. Wood or metal moulding (by others) used on opposite side; fits any size door. 1-1/4" Trim Mitered & Welded Corners.





### 1200A SERIES: ADJUSTABLE TWIN Z-BLADE

For 1-3/4" or Larger Wood or Metal Doors

#### PRODUCT DETAILS:

**Size:** Min Size: 10" x 6" - Max Size: 24" x 36"

**Frame Material:** 18 gauge cold rolled steel

**Frame Construction:** Mitered and welded corners. Louver frame is screwed into door from 2 sides.

**Blade Material:** 18 gauge cold rolled steel

**Blade Spacing:** 1"

**Door Thickness:** 1-3/4"

**Free Area:** 43%

**Standard Finish:** Mineral Bronze Powder Coat

**Optional Powder Coat Finishes:** Gray, Black, Flat Black, White, Silver, Brass, Sand, AMS Beige, SC Beige

#### ADDITIONAL OPTIONS:

##### Materials:

18 gauge zinc plated steel

20 gauge 304 stainless steel #4 finish

**Bird or Insect Screen:** Attached to interior of louver.

### 1400 SERIES: ALUMINUM STORM-PROOF Z-BLADE

For 1-3/8" to 1-3/4" Weather-Proof Doors in Exterior Environments

#### PRODUCT DETAILS:

**Size:** Min Size: 8" x 8" - Max Size: 48" x 90"

**Frame Material:** .063" thick 6063-T5 extruded aluminum.

**Frame Construction:** Mitered and welded corners. Louver frame is screwed into door from 2 sides.

**Blade Material:** .063" thick 6063-T5 extruded aluminum.

**Blade Spacing:** 1"

**Door Thickness:** 1-3/8" - 1-3/4"

**Mounting Options:** 1400 Core, 1400C, 1400A

**Free Area:** 35%

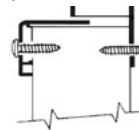
**Standard Finish:** Mill

#### ADDITIONAL OPTIONS:

**Bird or Insect Screen:** Attached to roll-formed frame on non-corridor side of louver.

### LOUVER MOUNTING OPTIONS FOR 1400 SERIES

**A:**



Basic blade unit with flanged frame welded to corridor side and separate flanged frame on room side; frame adjustable to fit doors from 1-3/8" - 1-3/4" thick. 1-1/4" Trim Mitered & Welded Corners.

**Core:**




Basic blade unit only: for interior door or as transom louver held in place with wood or metal moulding (by others); any size door.

**C:**



Basic blade unit with single flanged frame welded to corridor side. Wood or metal moulding (by others) used on opposite side; fits any size door. 1-1/4" Trim Mitered & Welded Corners.





### 900 SERIES: STANDARD Z-BLADE

For 1-3/8" to 1-3/4" Doors

#### PRODUCT DETAILS:

**Size:** Min Size: 6" x 4" - Max Size: 48" x 80"

**Frame Material:** 18 gauge cold rolled steel

**Blade Material:** 18 gauge cold rolled steel

**Blade Spacing:** 1"

**Door Thickness:**

900A1: 1-3/4"

900 Core, 900C, 900A: 1-3/8" - 1-3/4"

**Mounting Options:** 900A1, 900 Core, 900C, 900A

**Free Area:** 43%

**Standard Finish:** Mineral Bronze Powder Coat

**Optional Powder Coat Finishes:** Gray, Black, Flat Black, White, Silver, Brass, Sand, AMS Beige, SC Beige

#### ADDITIONAL OPTIONS:

##### Materials:

18 gauge zinc plated steel

18 gauge 304 stainless steel #4 finish

18 gauge galvanized steel

16 gauge cold rolled steel

**Bird or Insect Screen:** Attached to roll-formed frame.

### 900FPL SERIES: EXTERIOR Z-BLADE

For 1-3/4" Doors in Exterior Environments

#### PRODUCT DETAILS:

**Size:** Min Size 10" x 10" - Max Size: 36" x 84"

**Frame Material:** 20 gauge galvanized steel

**Frame Construction:** 2" trim, mitered and welded corners. Screws fasten through frame into louver core, leaving exterior side of frame free of fasteners.

**Blade Material:** 18 gauge galvanized steel

**Blade Spacing:** 2-1/4"

**Bird Screen:** Standard. 1/4" galvanized steel mesh installed on room side of louver.

**Door Thickness:** 1-3/4"

**Free Area:** 50%

**Standard Finish:** Gray Powder Coat

**Optional Powder Coat Finishes:** Mineral Bronze, Black, Flat Black, White, Silver, Brass, Sand, AMS Beige, SC Beige

#### ADDITIONAL OPTIONS:

##### Materials:

16 gauge galvanized steel

**Insect Screen:** 18 x 14 mesh on removable frame.

**Insect Screen Options:** Aluminum, Bronze, Fiberglass, Stainless Steel

### LOUVER MOUNTING OPTIONS FOR 900 SERIES

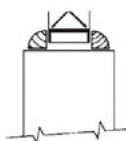
#### A1:

Self-attaching, vandal-proof design; basic blade unit with flanged frame welded to corridor side and separate removable flanged frame; fits 1-3/4" door only. 1-1/4" Trim Mitered & Welded Corners.



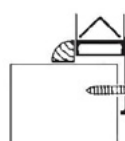
#### Core:

Basic blade unit only; for interior door or as transom louver held in place with wood or metal moulding (by others); any size door.



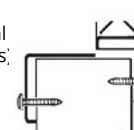
#### C:

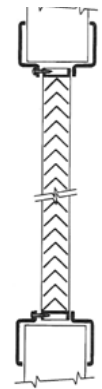
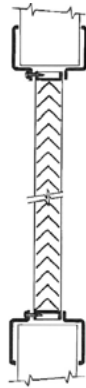
Basic blade unit with single flanged frame welded to corridor side. Wood or metal moulding (by others); used on opposite side; fits any size door. 1-1/4" Trim Mitered & Welded Corners.



#### A:

Basic blade unit with flanged frame welded to corridor side and separate flanged frame on opposite side; frame adjustable to fit doors from 1-3/8" - 1-3/4" thick. 1-1/4" Trim Mitered & Welded Corners.





### 600 SERIES: INVERTED V-BLADE

For 1- $\frac{3}{8}$ " to 1- $\frac{3}{4}$ " Doors

#### PRODUCT DETAILS:

**Size:** Min Size: 6" x 4" - Max Size: 24" x 80"

**Frame Material:** 18 gauge cold rolled steel

**Blade Material:** 20 gauge cold rolled steel

**Blade Spacing:** 1/2"

**Door Thickness:**

**600A1:** 1- $\frac{3}{4}$ "

**600 Core, 600C, 600A:** 1- $\frac{3}{8}$ " - 1- $\frac{3}{4}$ "

**Mounting Options:** 600A1, 600 Core, 600C, 600A

**Free Area:** 60%

**Standard Finish:** Mineral Bronze Powder Coat

**Optional Powder Coat Finishes:** Gray, Black, Flat Black, White, Silver, Brass, Sand, AMS Beige, SC Beige

#### ADDITIONAL OPTIONS:

##### Materials:

18 gauge zinc plated steel

18 gauge 304 stainless steel #4 finish

18 gauge galvalume steel

16 gauge cold rolled steel

**Bird or Insect Screen:** Attached to roll-formed frame.

### 1300 SERIES: ALUMINUM INVERTED V-BLADE

For 1- $\frac{3}{8}$ " to 1- $\frac{3}{4}$ " Doors in Humid and Exterior Environments

#### PRODUCT DETAILS:

**Size:** Min Size 6" x 4" - Max 24" x 80"

**Frame Material:** .050 aluminum

**Blade Material:** .050 aluminum

**Blade Spacing:** 1/2"

**Door Thickness:**

**1300A1:** 1- $\frac{3}{4}$ "

**1300 Core, 1300C, 1300A:** 1- $\frac{3}{8}$ " - 1- $\frac{3}{4}$ "

**Mounting Options:** 1300A1, 1300 Core, 1300C, 1300A

**Free Area:** 60%

**Standard Finish:** Silver Powder Coat

**Optional Powder Coat Finishes:** Gray, Black, Flat Black, White, Brass, Sand, AMS Beige, SC Beige, Mineral Bronze


#### ADDITIONAL OPTIONS:

**Bird or Insect Screen:** Attached to roll-formed frame.

## LOUVER MOUNTING OPTIONS FOR 600 & 1300 SERIES

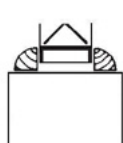
#### A1:

Self-attaching, vandal-proof design; basic blade unit with flanged frame welded to corridor side and separate removable flanged frame; fits 1- $\frac{3}{4}$ " door only.  
1- $\frac{1}{4}$ " Trim Mitered & Welded Corners.



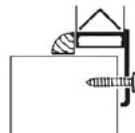
#### Core:

Basic blade unit only; for interior door or as transom louver held in place with wood or metal moulding (by others); any size door.



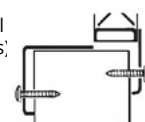
#### C:

Basic blade unit with single flanged frame welded to corridor side. Wood or metal moulding (by others); used on opposite side; fits any size door.  
1- $\frac{1}{4}$ " Trim Mitered & Welded Corners.



#### A:

Basic blade unit with flanged frame welded to corridor side and separate flanged frame on opposite side; frame adjustable to fit doors from 1- $\frac{3}{8}$ " - 1- $\frac{3}{4}$ " thick.  
1- $\frac{1}{4}$ " Trim Mitered & Welded Corners.





### 800 SERIES: INVERTED Y-BLADE

For 1-<sup>3</sup>/<sub>8</sub>" to 1-<sup>3</sup>/<sub>4</sub>" Doors

#### PRODUCT DETAILS:

**Size:** Min Size: 6" x 4" - Max Size: 48" x 80"

**Frame Material:** 18 gauge cold rolled steel

**Blade Material:** 20 gauge cold rolled steel

**Blade Spacing:** 1"

**Door Thickness:**

**800A1:** 1-<sup>3</sup>/<sub>4</sub>"

**800 Core, 800C, 800A:** 1-<sup>3</sup>/<sub>8</sub>" - 1-<sup>3</sup>/<sub>4</sub>"

**Mounting Options:** 800A1, 800 Core, 800C, 800A

**Free Area:** 50%

**Standard Finish:** Mineral Bronze Powder Coat

**Optional Powder Coat Finishes:** Gray, Black, Flat Black, White, Silver, Brass, Sand, AMS Beige, SC Beige

#### ADDITIONAL OPTIONS:

##### Materials:


18 gauge zinc plated steel

18 gauge frame & 20 gauge blade stainless steel #4 finish

18 gauge galvalume steel

16 gauge cold rolled steel

**Bird or Insect Screen:** Attached to roll-formed frame.



### LOUVER MOUNTING OPTIONS FOR 800 SERIES

**A1:**

Self-attaching, vandal-proof design; basic blade unit with flanged frame welded to corridor side and separate removable flanged frame; fits 1-<sup>3</sup>/<sub>4</sub>" door only. 1-<sup>1</sup>/<sub>4</sub>" Trim Mitered & Welded Corners.



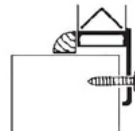
**Core:**

Basic blade unit only; for interior door or as transom louver held in place with wood or metal moulding (by others); any size door.



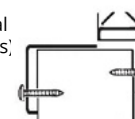
**C:**


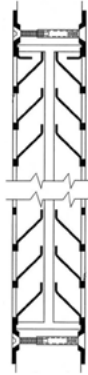

Basic blade unit with single flanged frame welded to corridor side. Wood or metal moulding (by others); used on opposite side; fits any size door. 1-<sup>1</sup>/<sub>4</sub>" Trim Mitered & Welded Corners.



**A:**

Basic blade unit with flanged frame welded to corridor side and separate flanged frame on opposite side; frame adjustable to fit doors from 1-<sup>3</sup>/<sub>8</sub>" - 1-<sup>3</sup>/<sub>4</sub>" thick. 1-<sup>1</sup>/<sub>4</sub>" Trim Mitered & Welded Corners.





### 1500A SERIES: SECURITY INVERTED Y-BLADE

*For Vandal-Proof Building Design*

#### PRODUCT DETAILS:

**Size:** Min Size 6" x 6" - Max Size: 36" x 80"

**Frame Material:** 18 gauge cold rolled steel

**Frame Construction:** Security grille is welded to interior and exterior of louver with 13/16" square openings 1" on center.

Thru-bolted to door.

**Blade Material:** 18 gauge cold rolled steel

**Blade Spacing:** 1"

**Grille Material:** 12 gauge cold rolled steel

**Door Thickness:** 1-3/4"

**Free Area:** 40%

**Standard Finish:** Mineral Bronze Powder Coat

**Optional Powder Coat Finishes:** Gray, Black, Flat Black, White, Silver, Brass, Sand, AMS Beige, SC Beige

#### ADDITIONAL OPTIONS:

##### Materials:

18 gauge zinc plated steel

16 gauge cold rolled steel

**Bird or Insect Screen:** Attached to interior of louver.

### 1500AHR: HURRICANE-RATED INVERTED Y-BLADE

*For Severe Windstorm & Exterior Environments*

#### PRODUCT DETAILS:

**Size:** Min Size 6" x 6" - Max Size: 24" x 64"

**Frame Material:** 18 gauge zinc plated steel

**Frame Construction:** Security grille is welded to interior and exterior of louver with 13/16" square openings 1" on center. Thru-bolted to door.

**Blade Material:** 18 gauge zinc plated steel

**Blade Spacing:** 1"

**Grille Material:** 12 gauge zinc plated steel

**Door Thickness:** 1-3/4"

**Free Area:** 40%

**Standard Finish:** Mineral Bronze Powder Coat

**Optional Powder Coat Finishes:** Gray, Black, Flat Black, White, Silver, Brass, Sand, AMS Beige, SC Beige

#### HURRICANE RATING:

##### Severe Windstorm Rating:

Intertek - Warnock Hersey listed and labeled to ASTM E330, ASTM E1886, ASTM E1996, ANSI A250.13, TAS 201, TAS 202, TAS 203

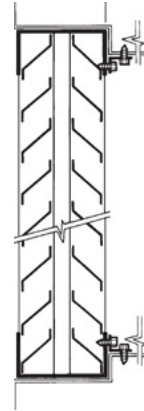

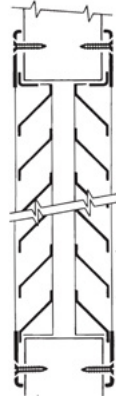
**Florida Product Approval:** File # FL13341-R3

#### ADDITIONAL OPTIONS:

**Bird or Insect Screen:** Attached to interior of louver.







### 700A SERIES: INVERTED SPLIT Y-BLADE

For 1-3/8" or Larger Wood or Metal Doors

#### PRODUCT DETAILS:

- Size:** Min Size 6" x 4" - Max 48" x 80"
- Frame Material:** 18 gauge cold rolled steel
- Frame Construction:** 1-1/4" trim, with mitered and welded corners and countersunk mounting holes. Louver frame is screwed into door from 2 sides.
- Blade Material:** 18 gauge cold rolled steel
- Blade Spacing:** 1"
- Door Thickness:** 1-3/8" minimum
- Free Area:** 50%

- Standard Finish:** Mineral Bronze Powder Coat
- Optional Powder Coat Finishes:** Gray, Black, Flat Black, White, Silver, Brass, Sand, AMS Beige, SC Beige

#### ADDITIONAL OPTIONS:

- Materials:**
  - 18 gauge zinc plated steel
  - 18 gauge 304 stainless steel #4 finish
  - 18 gauge galvalume steel
  - 16 gauge cold rolled steel
- Bird or Insect Screen:** Attached to interior of louver.

### 700TL SERIES: INVERTED SPLIT Y-BLADE

For Hollow Metal Frames & Transoms

#### PRODUCT DETAILS:

- Size:** Min Size 10" x 10", Max 36" x 36". Multiple Sections can be combined.
- Frame Material:** 18 gauge cold rolled steel
- Frame Construction:** "U" channel frame for Flush Mounting
- Blade Material:** 18 gauge cold rolled steel
- Blade Spacing:** 1"
- Frame:** For installation into hollow metal frame by others.
- Free Area:** 50%

- Standard Finish:** Gray Powder Coat
- Optional Powder Coat Finishes:** Mineral Bronze, Black, Flat Black, White, Silver, Brass, Sand, AMS Beige, SC Beige

#### ADDITIONAL OPTIONS:

- Materials:**
  - 20 gauge zinc plated steel
  - 18 gauge 304 stainless steel #4 finish
  - 18 gauge galvalume steel
  - 16 gauge cold rolled steel
- Bird or Insect Screen:** Attached to interior of louver.



700A in Sand



700A in Flat Black



700TL in AMS Beige



700TL in White

## BIRD SCREEN

Prevent birds and other small objects from interfering with louver operation. Available for all models except the 1100.

### PRODUCT DETAILS:

**Mesh Size:** 1/4" x 1/4", 1/2" x 1/2"


**Material:** Galvanized Steel

#### Install Location:

**Most Models:** Framed screen on exterior of louver, corridor side  
**700A, 700TL, 1500A, 1500AHR:** Unframed screen between louver sections

**Install Method:** Louver design and space allowance determine whether the screen will be framed or unframed and whether screws, rivets or tape are used for fastening.

**Note:** Standard on 900FPL, 1/4" screen installed on interior of louver.



Framed 1/4" Bird Screen



Framed 1/2" Bird Screen

## INSECT SCREEN

Prevent insects from entering the louver and the building.

### PRODUCT DETAILS:

**Mesh Size:** 18 x 14 per inch


**Frame Material:** Roll-Formed Aluminum

**Screen Materials:** Fiberglass, Aluminum, Bronze, Stainless Steel


#### Install Location:

**Non-Adjustable Louvers:** Exterior of louver, room side  
**A1 Frame & Adjustable Louvers:** Exterior of louver, corridor side  
**700A, 700TL, 1200A, 1500A, 1500AHR:** Unframed screen between louver sections.


**Install Method:** Louver design and space allowance determine whether the screen will be framed or unframed and whether screws, rivets or tape are used for fastening.



Framed Bronze Insect Screen



Framed Aluminum Insect Screen



Framed Fiberglass Insect Screen



Interior of Frameless Insect Screen

### FRAMED SCREEN ORDER SIZES

600A1, 800A1, 900A1, 1300A1	Opening size - 3/8"
600C, 600 Core, 800C, 800 Core, 900C, 900 Core, 1100 Core, 1300C, 1300 Core, 1400A, 1400C, 1400 Core	Opening size - 1/4"
600A, 800A, 900A, 1300A	Opening size + 3/8"
1100A, 1100C, 1900A, 1900ASG	Opening size + 1"

### FRAMELESS SCREEN ORDER SIZES

700A, 700TL, 1200A, 1500A, 1500AHR	Opening size - 1/4"
------------------------------------	---------------------





## LATCH-SIDE DOOR EDGE: DL

UP TO 90 MIN

Protects exposed latch side of door when open. Commonly ordered three-sided.

### PRODUCT DETAILS:

**Material:** 20 gauge cold rolled steel or 20 gauge 304 stainless steel #4 finish

**Optional Astragal Material:** 18 gauge cold rolled steel

**Dimensions\*:** 1-3/4" x 1"

**Maximum Height:** 108"

**Door Thickness:** 1-3/4"

**Standard Finish:** Mineral Bronze Powder Coat

**Optional Powder Coat Finishes:** Gray, Black, Flat Black, White, Silver, Brass, Sand, AMS Beige, SC Beige

### ADDITIONAL OPTIONS:

**Dimensions\*:** Profile Options, Door Thickness, Leg Width

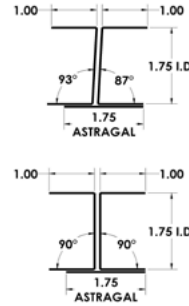
#### Materials:

18 gauge cold rolled steel, 18 gauge stainless steel, 18 or 20 gauge galvanized steel, 18 or 20 gauge zinc-plated steel

**Other:** Leadlined, Fire-Rated Marking

### FIRE RATING:

Intertek - Warnock Hersey and labeled (upon request) for 90 minutes up to 108" maximum length per NFPA 252, UL10B, CAN/ULC S104, UL10C.



Note: Cannot be both leadlined and fire-rated

Different Profiles and Materials may affect dimensions & listings.

See submittals for details.

## HINGE-SIDE DOOR EDGE: DH

Protects exposed hinge side of door when open. Commonly ordered two-sided.

### PRODUCT DETAILS:

**Material:** 18 gauge 304 stainless steel #4 Finish

**Dimensions:** 1-11/16" x 7/8"

**Maximum Height:** 108"

**Door Thickness:** 1-3/4"

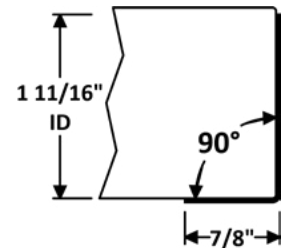
### ADDITIONAL OPTIONS:

**Dimensions\*:** Profile Options, Door thickness, Leg width

#### Materials:

18 or 20 gauge cold rolled steel, 20 gauge stainless steel, 18 or 20 gauge galvanized steel, 18 or 20 gauge zinc-plated steel

**Optional Powder Coat Finishes:** Mineral Bronze, Gray, Black, Flat Black, White, Silver, Brass, Sand, AMS Beige, SC Beige



## ASTRAGALS: DA

UP TO 90 MIN

Standalone Astragal, help mitigate sound, light, weather, and smoke infiltration.

### PRODUCT DETAILS:

**Material:** 1/8" cold rolled steel

**Dimensions:** 1/8" X 2"

**Maximum Height:** 108"

**Door Thickness:** 1-3/4"

**Standard Finish:** Mineral Bronze Powder Coat

**Optional Powder Coat Finishes:** Gray, Black, Flat Black, White, Silver, Brass, Sand, AMS Beige, SC Beige

### ADDITIONAL OPTIONS:

#### Materials:

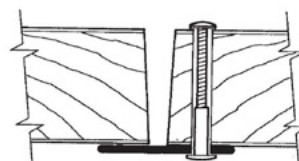
18 gauge 304 stainless steel #4 finish, 1/8" zinc-plated steel

**Other:** Leadlined, Fire-Rated Marking

### FIRE RATING:

Intertek - Warnock Hersey listed and labeled (upon request) for 90 minutes up to 108" maximum length per NFPA 252, UL10B, CAN/ULC S104, UL10C.

Note: Cannot be both leadlined and fire-rated





## TERMINOLOGY

**Non-Mortised:** Air Louvers standard door edge that wraps around the width of the door.

**Mortised:** Requires a recess to be cut in the door to accommodate the door edge.

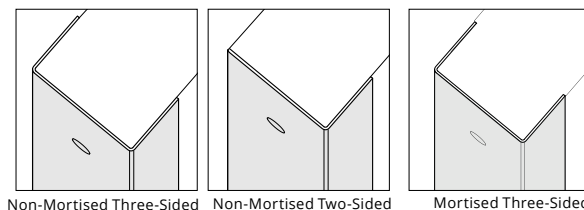
**Three-Sided:** Provides protection to edge and both sides of door.

**Two-Sided:** Protects front edge and one side of door while maintaining clean look on the other.

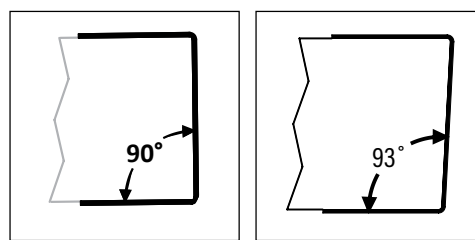
**Square:** 90° angle, measured on the “key” side of the door.

**Bevel:** A non-90° angle, measured on the “key” side of the door. Door Angle is determined by the swing direction of the door; 93° for inswing doors and 87° for outswing doors.

**Astragal:** Strip of material that covers the gap between a pair of doors. It helps reduce sound, light, weather and smoke infiltration. Sold as both an option on a door edge and as a standalone part.



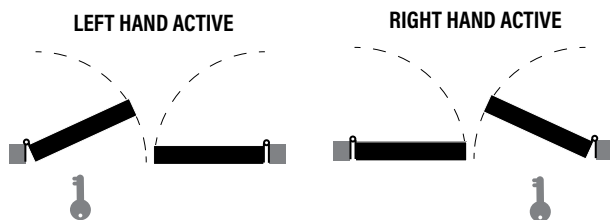
Non-Mortised Three-Sided    Non-Mortised Two-Sided    Mortised Three-Sided



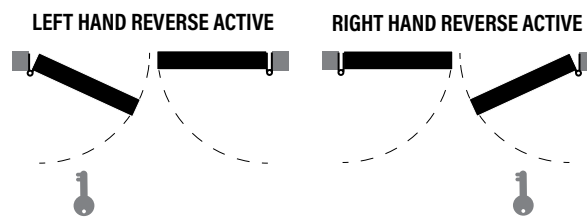
Square    93° Bevel

## UNDERSTANDING HANDEDNESS & ACTIVE VS NON-ACTIVE

### INSWING DOORS

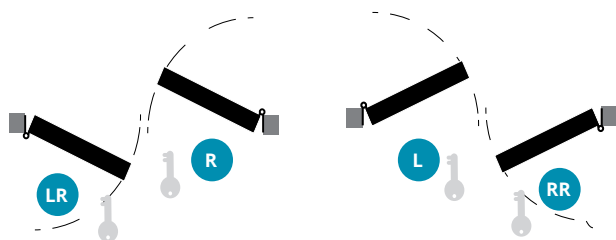


### REVERSE OR OUTSWING DOORS



While facing the “key” (outside or secure) side of a pair of doors, the single door of the pair-- also called a leaf - is the “active” side if installed with a key. The inactive door can usually only be opened after the active door. Single doors will follow the same handing as the active door.

## DOUBLE EGRESS

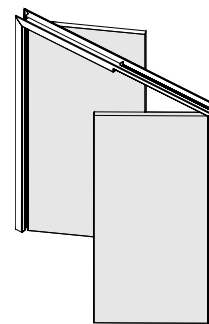


LEFT HAND REVERSE ACTIVE  
OR RIGHT HAND ACTIVE

RIGHT HAND REVERSE ACTIVE  
OR LEFT HAND ACTIVE

A pair of doors that swing in opposite directions, allowing traffic to use both directions without collision. Comes in pairs of 93° and 87° edges.

Double Egress Handing is different from normal double doors. Both doors in the pair will have the same handing. The most common handing is Left Hand Reverse Active. Depending on hardware placement this can also be referred to as Right Hand Active.





## HINGE-SIDE DOOR EDGE - INSWING DOORS

	SQUARE - 90°		BEVEL - 93°	
	LEFT HAND ACTIVE	RIGHT HAND ACTIVE	LEFT HAND ACTIVE	RIGHT HAND ACTIVE
<b>SINGLE</b>	5L	5R	4L	4R

## HINGE-SIDE DOOR EDGE - OUTSWING DOORS

	SQUARE - 90°		BEVEL - 87°	
	LEFT HAND REVERSE ACTIVE	RIGHT HAND REVERSE ACTIVE	LEFT HAND REVERSE ACTIVE	RIGHT HAND REVERSE ACTIVE
<b>SINGLE</b>	5LR	5RR	4LR	4RR

## LATCH-SIDE DOOR EDGE - INSWING DOORS

	SQUARE - 90°		BEVEL - 93°†	
	LEFT HAND ACTIVE	RIGHT HAND ACTIVE	LEFT HAND ACTIVE	RIGHT HAND ACTIVE
<b>SINGLE</b>	5L	5R	4L	4R
	5AL*	5AR*	3AL*	3AR*
<b>PAIR</b>	9L	9R	8L	8R
	9AL	9AR	8AL	8AR

## LATCH-SIDE DOOR EDGE - OUTSWING DOORS

	SQUARE - 90°		BEVEL - 87°†	
	LEFT HAND REVERSE ACTIVE	RIGHT HAND REVERSE ACTIVE	LEFT HAND REVERSE ACTIVE	RIGHT HAND REVERSE ACTIVE
<b>SINGLE</b>	5LR	5RR	4LR	4RR
	5ALR	5ARR	2ALR	2ARR
<b>PAIR</b>	9LR	9RR	8LR	8RR
	9ALR	9ARR	8ALR	8ARR

Charts Depict bottom of page as key side of door

\* Inswing doors take an astragal on the inactive side. Standard active inswing leaves cannot have astragal.

† Bevel measured on angle of "Key Side".

‡ Double Egress Handing is determined by hardware. See submittal.



### DOUBLE EGRESS

7LR/7R‡	7RR/7L‡
7ALR/7AR‡	7ARR/7AL‡





**HIAWATHA SERIES DOOR PROTECTIVE PLATES: KP**

Aluminum and stainless steel kickplates help protect your door from the wear and tear of daily use. Custom sizes, options, and cutouts allow for our kickplates to fit your project's exact needs.

**PRODUCT DETAILS:**

- Material:** .05" aluminum or 18 ga 304 stainless steel
- Finishes:** Clear anodized US28 Aluminum, #4 finish US32D Stainless Steel
- Features:** Straight Edges, Punched Holes
- Fasteners:** #6 x 5/8" Philips Head Screws

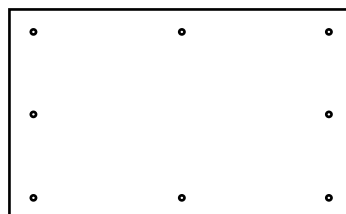
**ADDITIONAL OPTIONS:**

Other thicknesses, cutouts, beveling, countersinking, two-sided tape applied, torx screws, optional UL-Markings

**RATINGS:**

**ANSI/BHMA A156.6 Architectural Door Trim:** J101, J102, J103

Optional fire-rating for .036" Stainless steel kickplates with no cutouts can be rated for UL10C for up to 1-½ hours in sizes up to 48" H x 46.5" W



**Mop Plate**

Up to 8" H x 48" W  
ANSI 156.6 J103




**Kick Plate**

6" to 12" H x 48" W  
ANSI 156.6 J102




**Stretcher Plate**

6" to 12" H x 48" W  
ANSI 156.6 J103



**Armor Plate**

Up to 48" W & H  
ANSI 156.6 J101



**CUTOUT EXAMPLES**

When ordering please attach drawing with dimensions.



Distributed by  
[www.Ameraproducts.com](http://www.Ameraproducts.com)  
 Phone: (800) 608-6548  
 FAX: (409) 840-5542  
[info@ameraproducts.com](mailto:info@ameraproducts.com)



## HIAWATHA SERIES PUSH PLATES: PP

Cleaning the touch points on doors is easier when protected by push plates of stainless steel or aluminum. Order a custom size or select from ten standard sizes.

### PRODUCT DETAILS:

**Material:** .05" aluminum or 18 gauge 304 stainless steel  
**Finishes:** Clear anodized US28 aluminum, #4 finish US32D stainless steel  
**Features:** Beveled edges, countersunk holes  
**Fasteners:** #6 x 5/8" Phillips head screws

### RATINGS:


**ANSI/BHMA A156.6 Architectural Door Trim:** J301

This is not a fire-rated product.


### ADDITIONAL OPTIONS:

Custom sizing, cutouts, no holes, torx screws

DIMENSIONS	PP200		PP210	
	Square Corners		1/2" Radiused Corners	
3" x 12"	PP200A	.7 lb	PP210A	.7 lb
3" x 15"	PP200B	1 lb		
3-1/2" x 14"	PP200C	.9 lb		
3-1/2" x 15"	PP200D	.9 lb	PP210D	.9 lb
3-1/2" x 16"	PP200E	1 lb		
4" x 16"	PP200F	1 lb	PP210F	1 lb
4" x 20"	PP200G	1.3 lbs	PP210G	1.3 lb
6" x 16"	PP200H	1.5 lbs	PP210H	1.5 lbs
7-1/2" x 15"	PP200J	2 lbs		
8" x 16"	PP200K	2 lbs	PP210K	2lbs



Square Corners



Radiused Corners

## HFP SERIES: HANDS FREE FOOT DOOR PULL

Stainless steel hands-free door pulls allow opening latch-less doors with minimal contact using your foot.

### PRODUCT DETAILS:


**Material:** 12 gauge 304 stainless steel  
**Weight:** 1.4 lbs  
**Size:** 6-3/8 x 4-1/4 x 4 in  
**Hardware:** (4) 1/4" - 20 x 1" screws  
**Other:** (1) white vinyl instruction sticker






### AIR LOUVERS COLORS


Air Louvers door edges, vision lites & louvers are painted using a VOC-free electrostatic painting process that causes the paint to be attracted to all exposed surface areas of the metal. This method yields a continuous coat of paint both inside and outside of the part providing excellent protection against moisture and dust, giving your product the longest lifespan possible. Colors shown in this catalog are approximate. Contact us at [sales@activarcpg.com](mailto:sales@activarcpg.com) to request a sample.




Bronze | B




AMS Beige | AB




SC Beige | SB




Sand | S




Brass | BA




Black | BK



Flat Black | FB



Gray | G




Silver | SI




White | W

### WOODLITE VENEER OPTIONS

Wood does not have a finish - to be supplied by others. Colors shown in this catalog are approximate. Contact us at [sales@activarcpg.com](mailto:sales@activarcpg.com) to request a sample.




Maple | MA




White Birch | WB




Cherry | CH




Fir - Vertical Grain | VGF



Red Oak | RO



Mahogany | MAR  
*(African Ribbon Striped)*



Red Oak Rift | ROR



Walnut | WN





# ACTIVAR

CONSTRUCTION PRODUCTS GROUP INC.



## MANUFACTURING:

Bloomington, MN | Commerce, CA | Burnaby, BC, Canada

## WAREHOUSES:

Dallas, TX | Chicago, IL | Seattle, WA | Atlanta, GA | Fargo, ND  
Lancaster, PA | Omaha, NE | Ft Myers, FL | Salt Lake City, UT

SEE MORE ACTIVAR CONSTRUCTION PRODUCTS GROUP OFFERINGS ON OUR WEBSITE [WWW.ACTIVARCPG.COM](http://WWW.ACTIVARCPG.COM)




FIRE PROTECTION




ACCESS PANELS




ROOF HATCHES



ENTRANCE MATS  
& GRILLES



FLOOR DOORS



CORNER GUARDS

Distributed by  
[www.Ameraproducts.com](http://www.Ameraproducts.com)  
Phone: (800) 608-6548  
Fax: (409) 840-5545  
[info@ameraproducts.com](mailto:info@ameraproducts.com)